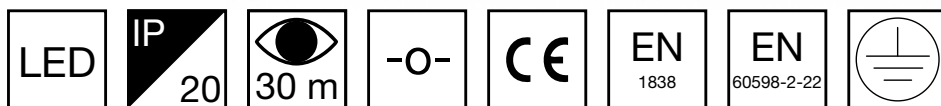



SILVER EMERGENCY EXIT LIGHTS








Teknoware's Silver LED exit lights have a metal body and are suitable for aesthetically demanding environments.

The light plate of the Silver luminaire is silk screen printed and has a frame of bent sheet steel.


















SELF-CONTAINED ESCAP EMERGENCY EXIT LIGHTS WITH SUPER CAPACITOR AND SELF-TESTING

Product Code	Nominal Supply Voltage	Pictogram	Pictogram Info	Backup (h)
TWS6592WM	220-240 V, 50/60 Hz AC		2-sided, 30 m	1
Y6592WM145	220-240 V, 50/60 Hz AC		2-sided, 30 m	1
Y6592WM143	220-240 V, 50/60 Hz AC		2-sided, 30 m	1
TWS6692WM	220-240 V, 50/60 Hz AC		2-sided, 30 m	1
Y6692WM145	220-240 V, 50/60 Hz AC		2-sided, 30 m	1
Y6692WM943	220-240 V, 50/60 Hz AC		2-sided, 30 m	1
Y6692WM643	220-240 V, 50/60 Hz AC		2-sided, 30 m	1
TWS6792WM	220-240 V, 50/60 Hz AC		1-sided, 30 m	1
Y6792WM149	220-240 V, 50/60 Hz AC		1-sided, 30 m	1
Y6792WM148	220-240 V, 50/60 Hz AC		1-sided, 30 m	1







We reserve the rights to make modifications without notice.
 Copyright © 2024 Teknoware. All rights reserved.
 Date: July 16, 2024 | Source: [teknoware.com/en/emergency-lighting/emergency-exit-lights/emergency-exit-light-product-families/silver-emergency-exit-lights](https://www.teknoware.com/en/emergency-lighting/emergency-exit-lights/emergency-exit-light-product-families/silver-emergency-exit-lights)

Product Code	Nominal Supply Voltage	Pictogram	Pictogram Info	Backup (h)
Y6792WM147	220-240 V, 50/60 Hz AC		1-sided, 30 m	1
TWS6892WM	220-240 V, 50/60 Hz AC		2-sided, 30 m	1
Y6892WM145	220-240 V, 50/60 Hz AC	 	2-sided, 30 m	1
Y6892WM143	220-240 V, 50/60 Hz AC	 	2-sided, 30 m	1

SELF-CONTAINED ESCAP EMERGENCY EXIT LIGHTS WITH SUPER CAPACITOR AND WIRELESS CENTRAL MONITORING

Product Code	Nominal Supply Voltage	Pictogram	Pictogram Info	Backup (h)
TWS6592WA	220-240 V, 50/60 Hz AC		2-sided, 30 m	1
Y6592WA145	220-240 V, 50/60 Hz AC	 	2-sided, 30 m	1
Y6592WA143	220-240 V, 50/60 Hz AC	 	2-sided, 30 m	1
TWS6692WA	220-240 V, 50/60 Hz AC		2-sided, 30 m	1
Y6692WA145	220-240 V, 50/60 Hz AC	 	2-sided, 30 m	1
Y6692WA943	220-240 V, 50/60 Hz AC	 	2-sided, 30 m	1
Y6692WA643	220-240 V, 50/60 Hz AC	 	2-sided, 30 m	1
TWS6792WA	220-240 V, 50/60 Hz AC		1-sided, 30 m	1
Y6792WA149	220-240 V, 50/60 Hz AC		1-sided, 30 m	1
Y6792WA148	220-240 V, 50/60 Hz AC		1-sided, 30 m	1
Y6792WA147	220-240 V, 50/60 Hz AC		1-sided, 30 m	1
TWS6892WA	220-240 V, 50/60 Hz AC		2-sided, 30 m	1
Y6892WA145	220-240 V, 50/60 Hz AC	 	2-sided, 30 m	1
Y6892WA143	220-240 V, 50/60 Hz AC	 	2-sided, 30 m	1

ADDRESSABLE 230 V CENTRALLY SUPPLIED EMERGENCY EXIT LIGHTS

Product Code	Nominal Supply Voltage	Pictogram	Pictogram Info
TWT6551WK	220-240 V, 50/60 Hz AC, DC		2-sided, 30 m
Y6551WK145	220-240 V, 50/60 Hz AC, DC	 	2-sided, 30 m
Y6551WK143	220-240 V, 50/60 Hz AC, DC	 	2-sided, 30 m
TWT6551WKL	220-240 V, 50/60 Hz AC, DC		2-sided, 30 m
Y6551WKL145	220-240 V, 50/60 Hz AC, DC	 	2-sided, 30 m









We reserve the rights to make modifications without notice.

Copyright © 2024 Teknoware. All rights reserved.

Date: July 16, 2024 | Source: teknoware.com/en/emergency-lighting/emergency-exit-lights/emergency-exit-light-product-families/silver-emergency-exit-lights



Teknoware Oy | P.O. Box 19, 15101 Lahti | Ilmarisentie 8, 15200 Lahti Finland
Tel +358 3 883 020 | VAT-number FI01494751 | teknoware.com | emexit@teknoware.com

Product Code	Nominal Supply Voltage	Pictogram	Pictogram Info
Y6551WKL143	220-240 V, 50/60 Hz AC, DC		2-sided, 30 m
TWT6651WK	220-240 V, 50/60 Hz AC, DC		2-sided, 30 m
Y6651WK145	220-240 V, 50/60 Hz AC, DC		2-sided, 30 m
Y6651WK943	220-240 V, 50/60 Hz AC, DC		2-sided, 30 m
Y6651WK643	220-240 V, 50/60 Hz AC, DC		2-sided, 30 m
TWT6751WK	220-240 V, 50/60 Hz AC, DC		1-sided, 30 m
Y6751WK149	220-240 V, 50/60 Hz AC, DC		1-sided, 30 m
Y6751WK148	220-240 V, 50/60 Hz AC, DC		1-sided, 30 m
Y6751WK147	220-240 V, 50/60 Hz AC, DC		1-sided, 30 m
TWT6851WK	220-240 V, 50/60 Hz AC, DC		2-sided, 30 m
Y6851WK145	220-240 V, 50/60 Hz AC, DC		2-sided, 30 m
Y6851WK143	220-240 V, 50/60 Hz AC, DC		2-sided, 30 m

We reserve the rights to make modifications without notice.

Copyright © 2024 Teknoware. All rights reserved.

Date: July 16, 2024 | Source: teknoware.com/en/emergency-lighting/emergency-exit-lights/emergency-exit-light-product-families/silver-emergency-exit-lights



Teknoware Oy | P.O. Box 19, 15101 Lahti | Ilmarisentie 8, 15200 Lahti Finland
Tel +358 3 883 020 | VAT-number FI01494751 | teknoware.com | emexit@teknoware.com